

botek[®]

DEEP HOLE DRILLING SYSTEMS
SOLID CARBIDE TOOLS




Stock Program
botek
Express Production Line



Specialized in manufacturing certain tools

→ Quickly



With the “botek EXPRESS PRODUCTION LINE” we can manufacture tools, which are not included in our stock program, in a very short time.

Product range:

- Single flute gundrill / twin fluted drill with brazed carbide tip – **Type 110 / Type 120**
- Single flute gundrill in solid carbide design – **Type 113**
- Single flute gundrill with indexable inserts and guide pads – **Type 01**

Your direct contact at botek is:

Mr. Jim Rose

Phone (630) 893-5300

Fax (630) 893-5400

E-Mail info@botekUSA.com

www.botekUSA.com

→ You can order by fax or e-mail straightforward and quickly.

→ An order form can be found on page 11.

We are pleased to be able to offer you this service.



Single flute gundrills in solid carbide design Type 113

→ Ex stock*

Order quantity: max. 3 pcs. per dimension
Nose grind: Standard nose grind
Driver: Ø 10 x 55 mm DIN6535-HA10 (ZH10-51)
Uncoated

Ø	25 x D			35 x D			55 x D		
	Over all length	Drilling depth	Flute length	Over all length	Drilling depth	Flute length	Over all length	Drilling depth	Flute length
1.50	115	38	58	130	53	73	160	83	103
	702001100			702001101			702001102		
1.60	115	40	58	130	56	73	160	88	103
	702001103			702001104			702001105		
2.00	130	50	73	150	70	93	190	110	133
	702001106			702001107			702001108		
2.50	145	63	88	170	88	113	220	138	163
	702001109			702001110			702001111		

Order quantity: max. 3 pcs. per dimension
Nose grind: Standard nose grind
Driver: Ø 10 x 55 mm DIN6535-HA10 (ZH10-51)
XT coated

Ø	25 x D			35 x D			45 x D		
	Over all length	Drilling depth	Flute length	Over all length	Drilling depth	Flute length	Over all length	Drilling depth	Flute length
3.00	160	75	103	190	105	133	250	165	193
	702001112			702001113			702001114		
3.50	175	88	118	210	123	153	245	158	188
	702001115			702001116			702001117		
4.00	185	100	128	225	140	168	265	180	208
	702001118			702001119			702001120		
5.00	215	125	158	265	175	208	315	225	258
	702001121			702001122			702001123		
6.00	240	150	183	300	210	243	360	270	303
	702001124			702001125			702001126		

* while stock lasts

Single flute gundrill with brazed carbide tip Type 110

→ Ex stock**

Order quantity: max. 3 pcs. per dimension
Version: Gundrill Type 110 **with driver Ø 10 x 40 mm (ZH10-00)**
Carbide grade: K15
Guide form: G
Standard nose grind: # 001 (40°/30°)

Drill-Ø	Order No. for over all length									
	200 mm	300 mm	400 mm	500 mm	600 mm	800 mm	1000 mm	1200 mm	1300 mm	1500 mm
3.00	702000100	702000102								
Flute length	158	220	320	420	520	720	920	1120	1220	1420

Single flute gundrill with brazed carbide tip Type 110

→ Ex stock**

Order quantity: max. 3 pcs. per dimension
Version: Gundrill Type 110 **with driver Ø 25 x 70/78 mm (ZH25-00)**
 For the (*) marked items the flute length changes due to the use of a driver with brazing pin (25 x 70/105 [ZH25-01])
Carbide grade: K15
Guide form: G
Standard nose grind: # 001 (40°/30°) for drills Ø 4.0 mm
 # 002 (30°/20°) for drills Ø 5.0 mm up to 20.0 mm
 # 003 (20°/15°) for drills from Ø 22.0 mm

Drill-Ø	Order No. for over all length									
	200 mm	300 mm	400 mm	500 mm	600 mm	800 mm	1000 mm	1200 mm	1300 mm	1500 mm
4.00	702000101	702000103	702000107	702000123						
5.00		702000104	702000108	702000124	702000133	702000150	702000165			
6.00		702000105	702000109	702000125	702000134	702000151	702000166			
6.50			702000110			702000152	702000167	702000184		
7.00		702000106	702000111	702000126	702000135	702000153	702000168			702000195
8.00			702000112	702000127	702000136	702000154	702000169	702000185		702000196
8.50			702000113			702000155	702000170	702000186		
9.00			702000114	702000128	702000137	702000156	702000171			
10.00			702000115	702000129	702000138	702000157	702000172	702000187	702000189	702000197
11.00			702000116	702000130	702000139	702000158	702000173			
12.00			702000117	702000131	702000140	702000159	702000174		702000190	702000198
13.00			702000118	702000132	702000141		702000175		702000191	
14.00			702000119		702000142	702000160	702000176		702000192	
15.00			702000120		702000143	702000161	702000177		702000193	702000199
16.00			702000121		702000144	702000162	702000178	702000188	702000194	702000200
18.00			702000122		702000145	702000163	702000179			702000201
19.00					702000146	702000164	702000180			702000202
20.00*					702000147*		702000181*			702000203*
22.00*					702000148*		702000182*			
25.00*					702000149*		702000183*			702000204*
Flute length	120	220	320	420	520/490*	720	920/890*	1120	1220	1420/1390*

** while stock lasts

Single flute gundrill with brazed carbide tip Type 110

Order quantity: max. 3 pcs. per dimension
Delivery time: 1-3 working days
Version: Gundrill Type 110, according to customer – please see table
Carbide grade: K15
Guide form: G
Standard nose grind: # 001 (40°/30°) for drills Ø 3.0 mm and 4.0 mm
 # 002 (30°/20°) for drills Ø 5.0 mm up to 20.0 mm
 # 003 (20°/15°) for drills from Ø 22.0 mm

Drill-Ø	Flute length (mm)									
3.00	155	240	340	440	540	740	940	1140	1240	1440
4.00										
5.00										
6.00										
6.50										
7.00		240		440	540					
8.00										
8.50										
9.00										
10.00										
11.00				440						
12.00										
13.00										
14.00										
15.00										
16.00										
18.00										
19.00										
20.00*										
22.00*										
25.00*										

The following standard drivers are available:

Dimensions [mm]	DIN	botek driver
Ø 10 x 40	DIN 6535 HA, Cylindrical	ZH10-40
Ø 25 x 56		ZH25-11
Ø 10 x 40	DIN 1835 B, Weldon	ZH10-11
Ø 25 x 56		ZH25-22
Ø 10 x 40	DIN 1835 E, Whistle Notch	ZH10-20
Ø 25 x 56		ZH25-36

Please note:

Over all length = Flute length + 5 mm + total length driver

Single flute gundrill with indexable inserts and extended guide pads Type 01

Order quantity: max. 2 pcs. per dimension
Option A: Gundrill Type 01-010/011, option as per list, flute length to driver
Option B: Gundrill Type 01-010/011, option as per list
Delivery time: 5 working days
Tool specification: with extended guide pads (Type 01-010/011)
 Insert: P25B-1, Type 310 (2 steps)
 Guide pads: P20

Tool diameter D1	Overall length L1 [mm] for option A (ZH25-02)					
	500	800	1200	1600	2000	2500
15.00	01-1511-011	01-1512-011	01-1513-011			01-1516-011
16.00	01-1611-011	01-1612-011	01-1613-011	01-1614-011	01-1615-011	
17.00	01-1711-011	01-1712-011				
18.00	01-1811-010	01-1812-010	01-1813-010	01-1814-010	01-1815-010	01-1816-010
19.00	01-1911-010	01-1912-010	01-1913-010	01-1914-010		01-1916-010
19.50	01-1921-010	01-1922-010				
Flute length	420	720	1120	1520	1920	2420

Tool diameter D1	Overall length L1 [mm] for option A (ZH25-01)					
	500	800	1200	1600	2000	2500
20.00	01-2011-010	01-2012-010	01-2013-010	01-2014-010	01-2015-010	01-2016-010
20.50	01-2021-010	01-2022-010				
22.00	01-2211-010	01-2212-010	01-2213-010	01-2214-010		01-2216-010
25.00	01-2511-010	01-2512-010	01-2513-010	01-2514-010	01-2515-010	
30.00	01-3011-010	01-3012-010	01-3013-010	01-3014-010	01-3015-010	
Flute length	420	720	1120	1520	1920	2420

The following standard drivers can be used with option A and B:

Option	Dimension [mm]	DIN	botek driver	Tool diameter [mm]
A	Ø 25 x 70	DIN 1835 B Weldon	ZH25-02	up to 19.50
			ZH25-01	from 20.00
B	Ø 25 x 56		ZH25-22	up to 19.50
			ZH25-31	from 20.00
			ZH32-10	up to 25.00
			ZH32-11	from 30.00
	Ø 32 x 60			

Please note:

Tools held on stock are assembled with insert and guide pads but **without driver**. Flute length as listed above.

Overall length and flute length are calculated for option A.

When using option B, it is possible to mount the driver directly to the flute end or to partially use the cylindrical end of the tube.

When using other drivers, the overall length can be different from the lengths listed above.

Single flute gundrill with indexable inserts and extended guide pads Type 01

Order quantity: max. 2 pcs. per dimension
Gundrill Type 01-010: flute length to driver
Delivery time: 5 working days
Tool specification: with extended guide pads (Type 01-010)
 Insert: P25B-1, Type 310 (2 steps)
 Guide pads: P20

Standard driver	Tool diameter D1	Overall length L1 [inch]		
		1219	1524	1829
ZH31,7-15	18.25	01-1813-010	01-1814-010	01-1815-010
	23.81	01-2323-010	01-2324-010	01-2325-010
ZH31,7-16	29.36			01-2915-010
Flute length with ZH31,7-15		1139	1444	1749
Flute length with ZH31,7-16		–	–	1714



Please note:

Tools held on stock are assembled with insert and guide pads but **without driver**. Flute length as listed above.

Overall length and flute length are calculated with driver ZH31,7-15 and ZH31,7-16.

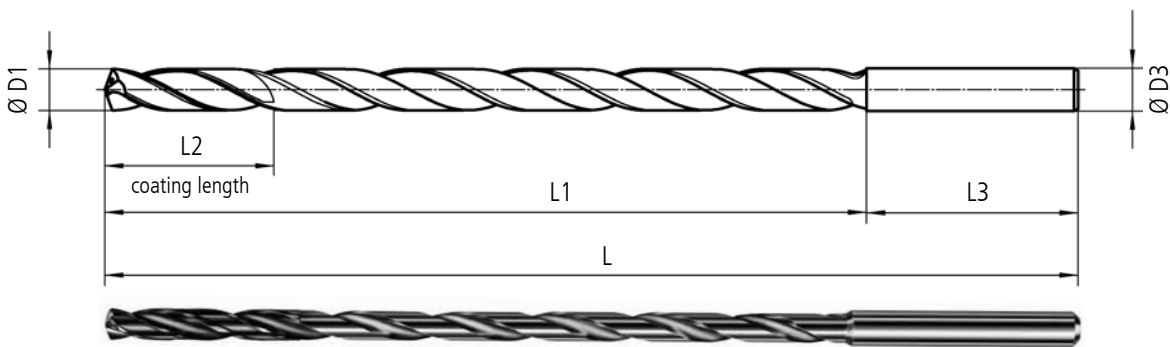
It is possible to mount other drivers directly to the flute end or to partially use the cylindrical end of the tube.

When using other drivers, the overall length can be different from the lengths listed above.

Solid carbide twist drills Type 158

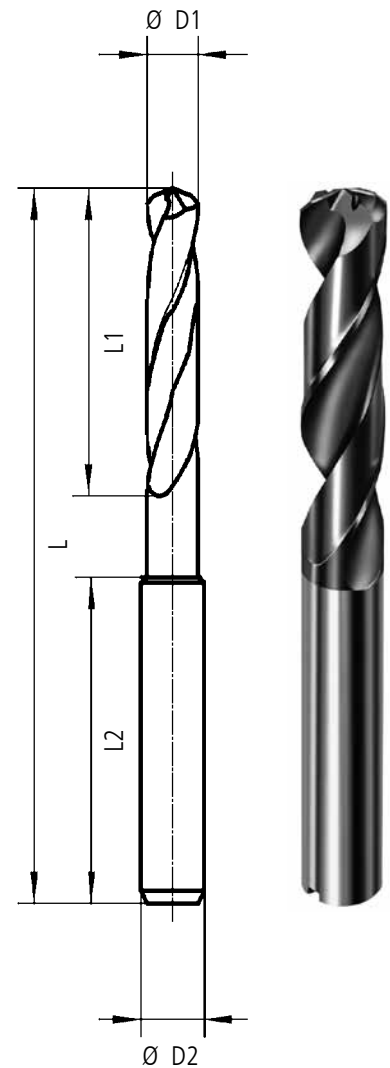
Carbide grade: K40UF
Coating: Optimized botek XT coating
Version: 4 margins
Clamping shank: DIN 6535 HAK
Point angle: 140°
Spiral angle: 30°

D1	D3	L2	L3	15 x D			20 x D			25 x D			30 x D		
				L	L1	Order No.	L	L1	Order No.	L	L1	Order No.	L	L1	Order No.
3.0	3.0	20					119	69	731000146	130	84	731000169	130	96	731000192
3.5	4.0									148	98	731000170			
4.0												182	132	731000194	
5.0	5.0	40	50	140	90	731000127	165	115	731000150	190	140	731000173	215	165	731000196
6.0	6.0							190	140	731000152	218	168	731000175	250	200
8.0	8.0			195	145	731000133	230	180	731000156	274	224	731000179	314	264	731000202
10.0	10.0			230	180	731000137	280	230	731000160	330	280	731000183			
11.0	11.0						303	253	731000162	358	308	731000185	413	363	731000208
D1	D3	L2	L3	L	L1	Order No.	L	L1	Order No.	L	L1	Order No.	L	L1	Order No.
				15 x D			20 x D			25 x D			30 x D		

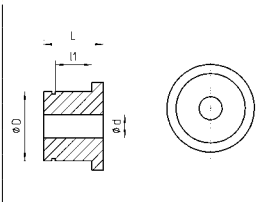
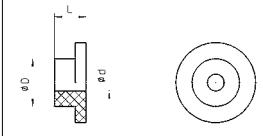
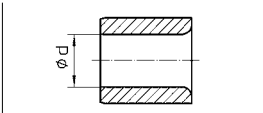


Pilot drill
Type 153-02 / Type 153-03

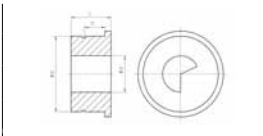
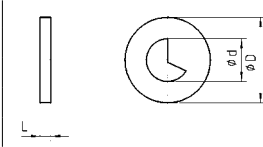
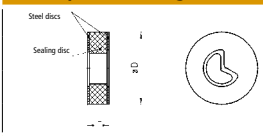
	Type 153-02 not coolant fed XT coated					Type 153-03 coolant fed XT coated				
D1	3 x D					5 x D				
	D2	L	L1	L2	Order No.	D2	L	L1	L2	Order No.
3.02					736000400					736000446
3.10					736000401					736000447
3.52		62	20		736000402		66	28		736000448
3.60					736000403					736000449
4.02					736000404					736000450
4.10	6		24		736000405	6	74	36		736000451
4.52					736000406					736000452
4.60		66			736000407					736000453
5.02					736000408					736000454
5.10			28	36	736000409		82	44	36	736000455
5.52					736000410					736000456
5.60					736000411					736000457
6.02					736000412					736000458
6.10			34		736000413					736000459
6.52					736000414					736000460
6.60	8	79			736000415	8	91	53		736000461
7.02					736000416					736000462
7.10			41		736000417					736000463
7.52					736000418					736000464
7.60					736000419					736000465
8.02					736000420					736000466
8.10					736000421					736000467
8.52					736000422					736000468
8.60	10	89	47	40	736000423	10	103	61	40	736000469
9.02					736000424					736000470
9.10					736000425					736000471
9.52					736000426					736000472
9.60					736000427					736000473
10.02					736000428					736000474
10.10					736000429					736000475
10.52					736000430					736000476
10.60	12	102	55	45	736000431	12	118	71	45	736000477
11.02					736000432					736000478
11.10					736000433					736000479
11.52					736000434					736000480
11.60					736000435					736000481
12.02					736000436					736000482
12.10					736000437					736000483
12.52					736000438					736000484
12.60	14	107	60	45	736000439	14	124	77	45	736000485
13.02					736000440					736000486
13.10					736000441					736000487
13.52					736000442					736000488
13.60					736000443					736000489
14.02	16	115	65	48	736000444	16	133	83	48	736000490
14.10					736000445					736000491
D1	D2	L	L1	L2	Order No.	D2	L	L1	L2	Order No.
	3 x D					5 x D				



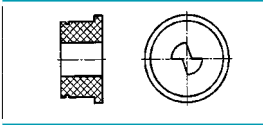
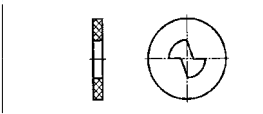
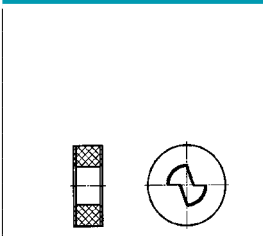
Consumable accessories

Whipguide bush with round hole	Tool dia. (mm)	D	L	I1	d	Drawing No.	Order No.
	1.850 - 15.399	25	22	12	Please specify tool dia. and outer dia. (D) when ordering	170-05-4-1060	792000509
	1.850 - 25.609	30	26	16		170-05-4-1238	792000511
	1.850 - 36.699	45	26	14		170-05-4-1341	792000512
	1.850 - 25.609	35	26	14		170-05-4-2227	792000510
	1.850 - 25.609	30	26	13		170-05-4-2278	792000513
	1.850 - 36.699	45	26	16		170-05-4-2279	792000514
	1.850 - 11.799	20	22	12		170-05-4-2650	792000508
	1.850 - 32.609	40	26	15		170-05-4-3897	792000515
Whipguide bush	Tool dia. (mm)	D	L	d	Drawing No.	Order No.	
	1.850 - 12.399	22.6	15		Please specify tool dia. when ordering	170-06-4-1180	792000535
Drill bushings to DIN 179-A				d	Drawing No.	Order No.	
	Cylindrical drill bushings to DIN 179-A in middle version made from hardened tool steel				Please specify tool dia. when ordering	170-04-4-3993	—

Accessories for single flute gundrills

Formed whipguide bush	Tool dia. (mm)	D	L	I1	d	Drawing No.	Order No.
	3.960 - 12.399	20	20	12	Please specify tool dia. and outer dia. (D) when ordering	170-05-4-1809	792000516
	4.750 - 22.609	30	26	14		170-05-4-1810	792000517
	4.750 - 22.609	30	26	16		170-05-4-1818	792000518
	7.800 - 36.699	45	26	16		170-05-4-1812	792000519
	29.610 - 50.000	75	40	20.3		170-05-4-1816	792000520
Sealing disc	Tool dia. (mm)	D	L	d	Drawing No.	Order No.	
	1.850 - 5.749	20	3	Please specify tool dia. and outer dia. (D) when ordering	170-07-4-1572	792000500	
	3.960 - 5.749	32	3			792000501	
	5.750 - 20.509	32	4			792000501	
	5.750 - 25.609	40	4			792000502	
	23.610 - 49.999	90	4			792000503	
Special sealing disc	Tool dia. (mm)	D	L	d	Drawing No.	Order No.	
	2.900 - 5.249	20	7	Please specify tool dia. when ordering	170-07-4-3885	792000504	
	5.250 - 16.399	32	11		170-07-4-3886	792000505	
	16.400 - 25.999	40	12		170-07-4-3887	792000506	
	26.000 - 40.999	90	12		170-07-4-2708	792000507	

Accessories for twin fluted gundrills

Formed whipguide bush	Tool dia. (mm)	D	L	I1	d	Drawing No.	Order No.
	5.000 - 12.399	20	20	12	Please specify tool dia. and outer dia. (D) when ordering	170-05-4-1813	792000533
	5.000 - 22.899	30	26	14		170-05-4-1814	792000522
	7.800 - 27.000	45	26	16		170-05-4-1815	792000534
Sealing disc	Tool dia. (mm)	D	L	d	Drawing No.	Order No.	
	5.000 - 22.899	32	4	Please specify tool dia. and outer dia. (D) when ordering	170-07-4-1417	792000531	
	5.000 - 27.000	40	4			792000532	
Special sealing disc	Tool dia. (mm)	D	L	d	Drawing No.	Order No.	
	5.000 - 5.749	32	12	Please specify tool dia. when ordering	170-07-4-142204	792000527	
	5.750 - 6.749				170-07-4-142205		
	6.750 - 7.599				170-07-4-142206		
	7.600 - 8.699				170-07-4-142207		
	8.700 - 9.999				170-07-4-142208		
	10.000 - 11.299				170-07-4-142209		
	11.300 - 12.899				170-07-4-142210		
	12.900 - 14.399				170-07-4-142211		
	14.400 - 16.399				170-07-4-142212		
	16.400 - 17.899				170-07-4-142213		
	17.900 - 20.799	170-07-4-142214					
	20.800 - 22.899	40	12		170-07-4-142215	792000528	
	22.900 - 24.899				170-07-4-142216		
	24.900 - 27.000				170-07-4-142217		

Order processing without confirmation



DEEP HOLE DRILLING SYSTEMS
SOLID CARBIDE TOOLS

Customer ID: _____
 Address: _____

 Customer Contact: _____

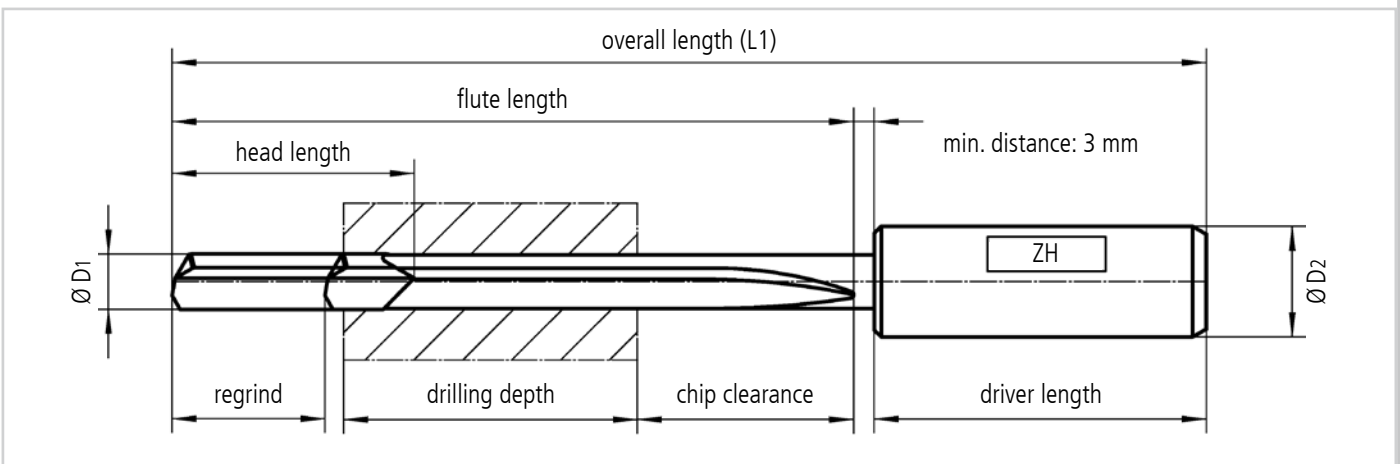
Contact: **Phone** (630) 893-5300
 Mr. Jim Rose **Fax** (630) 893-5400
E-Mail info@botekUSA.com

Drilling method: Solid drilling Counterboring
 Material: Steel Grey cast iron
 Nodular cast iron AL-Si-Alloy

Order No.: _____
 Shipping address: _____

 Phone: _____

Pos.	Ø (D1)	Length (L1)	Driver dimensions (D2xL)	Driver No.	Coating	Pieces	Delivery date
1							
2							
3							
4							
5							



Type 110 Single flute gundrill with brazed carbide tip – **standard version**
 Type 113 Single flute gundrill in solid carbide design – **standard version**
 Type 120 Twin fluted drill with brazed carbide tip – **standard version**
 Type 01 Single flute gundrill with indexable inserts and guide pads – **standard version**
 Notes/Add. info: _____

A surcharge will be applied depending on delivery requirement. You will be notified to this change prior to production.
 The number of tools for express orders is limited.

Mode of shipment: UPS (delivery within 2 working days) TNT 9.00 a.m.
 TNT 12.00 a.m. Pick up

Date: _____ Signature: _____

botek®

DEEP HOLE DRILLING SYSTEMS
SOLID CARBIDE TOOLS



botek**USA**

200 N Garden Avenue
Roselle, IL 60172

Phone (630) 893-5300

Fax (630) 893-5400

E-Mail info@botekUSA.com

www.botekUSA.com

